




ACRYLIC PAINTING 101: Basics for Beginners

~ Lesson 2

Focus: Understanding the info on the Paint tube

- Pigment Names:** Various companies name the same “colour” with different names
- Pigment #:** If you keep the list of pigment numbers you won’t duplicate purchases
- Series #:** The cost of paint is governed by how plentiful or rare the pigment is
- Lightfast Rating:** This rating tells you how permanent the pigment is and its resistance to change on exposure to light
ASTM I — Excellent Lightfastness
ASTM II — Very Good Lightfastness
ASTM III — Not Sufficiently Lightfast to be used in artists’ paints
- Transparent/Opaque:** Most paint tubes have either black lines that show this quality of the paint or with a box:
- | | |
|--|------------------|
|  | Transparent |
|  | Semi-Transparent |
|  | Opaque |

1. Take your paint tubes and fill out the info
2. Find a paint tube that says “Hue” in the name and fill out the info – What do you notice?